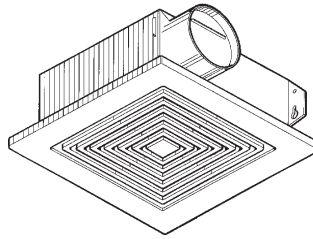




SPECIFICATION SHEET

MODEL FF50 CEILING FAN



Simple installation and dependability make this odor and moisture removing fan a real value.

FEATURES

GRILL:

- Matte white polymeric – blends well with any decor
- Torsion spring grill mounting – no tools required

MOTOR:

- Plug-in, permanently lubricated
- Polymeric blower wheel
- Snap in/out motor assembly for easy cleaning – no screws to drive or drop

HOUSING:

- Compact, galvanized steel – attaches easily to wall or ceiling joists
- Double strength mounting flanges with keyhole slots
- Removable wiring cover – make connections away from tight corners
- No electrical knockout to remove
- Polymeric duct fitting with tapered sleeve for easy, positive duct connection
- Quiet polymeric damper prevents cold backdrafts no metallic clatter

U.L. Listed for use in tub/shower enclosure with GFCI branch wiring.

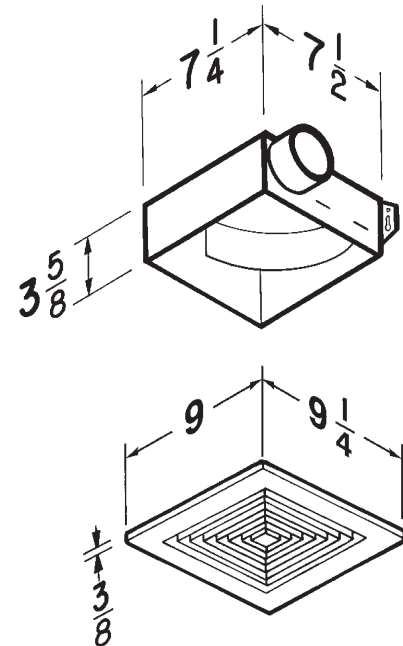
TYPICAL SPECIFICATION

Ventilator shall be Model FF50.

Ventilator shall have galvanized steel housing with double-strength mounting flanges. It shall be ducted vertically (horizontally) to a roof cap (wall cap).

Motor assembly shall be removable and permanently lubricated.

Air delivery shall be not less and sound levels no greater than listed. All air and sound ratings shall be certified by AMCA. Units shall be U.L. Listed.



AMCA LICENSED PERFORMANCE RATINGS

Model No.		CFM/SONES @ Static Pressure (Ps - Inches of H ₂ O)					Volts	Watts	Nominal RPM	Duct Size	Weight
		0.0	0.1	.125	.250	.375					
FF50	CFM	56	51	50	46	41	120	55	1700	3" Round	4.2 lbs.
	Sones	3.4									

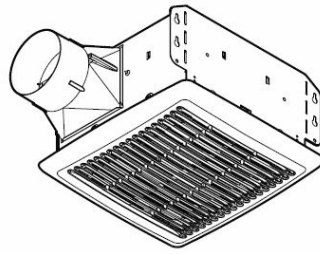
Performance ratings include the effects of inlet grill and backdraft damper in the airstream. Speed (RPM) shown is nominal. Performance is based on actual speed of test. The sound ratings are loudness values in fan sones at 5' (1.5m) in a hemispherical free field calculated per AMCA Std. 301. Values shown are for Installation Type B: free inlet fan sone levels. Performance shown is for Installation Type B: Free inlet, Ducted outlet.





MODEL AF80 CEILING FAN

SPECIFICATION SHEET



Dependable, high performance bathroom ventilation.

FEATURES

GRILL:

- Attractive grill conceals interior
- Matte white polymeric – blends well with any decor
- Torsion spring grill mounting – no tools required

MOTOR:

- Plug-in, permanently lubricated
- Centrifugal blower wheel

HOUSING:

- Rugged 26 gauge galvanized steel housing finished with electrically-bonded epoxy paint
- Sturdy key-holed mounting brackets for quick, accurate installation
- Tapered, polymeric duct fitting for easy, positive duct connection and no metallic clatter

U.L. Listed for use in tub/shower enclosure with GFCI branch wiring.

TYPICAL SPECIFICATION

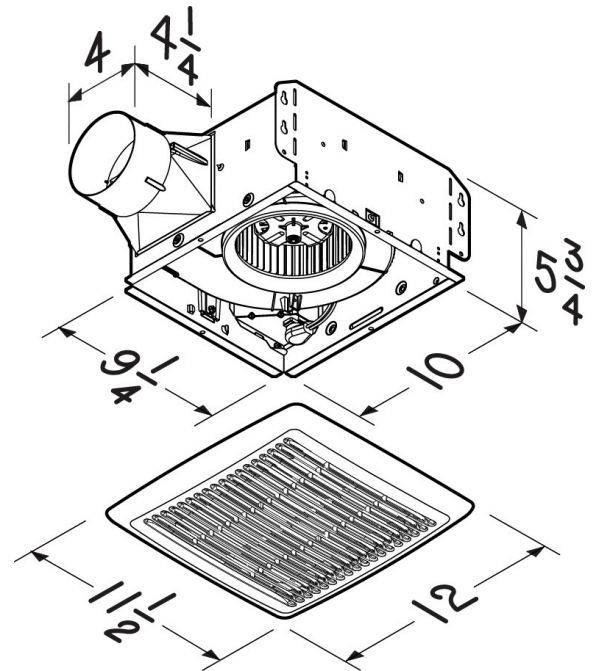
Ventilator shall be Model AF80.

Unit shall have steel housing with dual integral mounting brackets. It shall be ducted to a roof or wall cap.

Motor assembly shall have a centrifugal blower wheel, be removable and permanently lubricated.

Air delivery shall be no less and sound level no greater than listed. All air and sound ratings shall be certified by AMCA.

Unit shall be U.L. Listed.



S&P USA Ventilation Systems, LLC., Div. of Soler & Palau Ventilation Group, certifies that the models shown herein are licensed to bear the AMCA Seal. The ratings shown are based on tests and procedures performed in accordance with AMCA Publication 211 (and AMCA Publication 311 if sound is also certified) and comply with the requirements of the AMCA Certified Ratings Program.



AMCA LICENSED PERFORMANCE RATINGS

Model No.	CFM/Sones @ Static Pressure (in wc)									Volts	Watts	Nominal (RPM)	Duct Size	Weight
	0.0	0.1	0.15	0.2	0.25	0.3	0.35	0.4						
AF80	CFM	89	79	72	65	58	51	44	36	120	27	1,110	4" Round	8.0 lbs.
	Sones	0.6	0.9	-	-	2.1	-	-	-					

Performance ratings include the effects of inlet grill and backdraft damper in the airstream. Speed (RPM) shown is nominal. Performance is based on actual speed of test. The sound ratings are loudness values in fan sones at 5' (1.5m) in a hemispherical free field calculated per AMCA Std. 301. Values shown are for Installation Type B: free inlet fan sone levels. Performance shown is for Installation Type B: Free inlet, Ducted outlet.

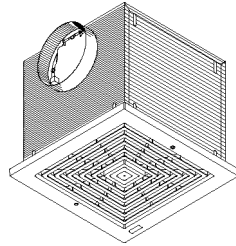
All specifications are subject to change without notice unless approved in submittal by S&P
AF80-Submittal_v.3-0319





FF100 & FF150 CEILING MOUNT VENTILATORS

SPECIFICATION SHEET



Incredibly reliable. Unbelievably quiet. Offering the CFM choices you need at the lowest sound levels in the industry.

FEATURES

GRILL:

- Conceals interior
- Low profile styling blends with any decor
- White polymeric

BLOWER:

- Low RPM for quiet operation
- Resilient anti-vibration mounts
- Dynamically-balanced, polymeric, centrifugal blower wheel for quiet, efficient performance
- Permanently lubricated, thermally protected motor
- Plug-in motor rated at 120 VAC
- Designed for continuous operation

HOUSING:

- Rugged, 20 gauge galvanized steel
- 6" round duct connector
- 1/2" acoustic insulation inside
- May be installed in ceiling or wall (size permitting)
- 8-position mounting brackets for easy installation and greater adaptability to various mounting requirements
- Automatic backdraft damper located within duct connector
- Factory-shipped in horizontal discharge position - easily converted to vertical discharge
- May be installed as an in-line ventilator with addition of accessory kit Model 961L

ACCESSORIES (purchase all separately):

- Model 961L In-line Adapter Plate
- Model RD1 Radiation Damper

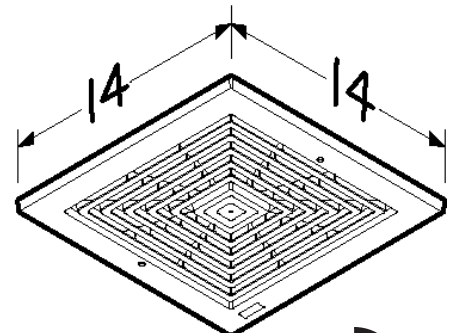
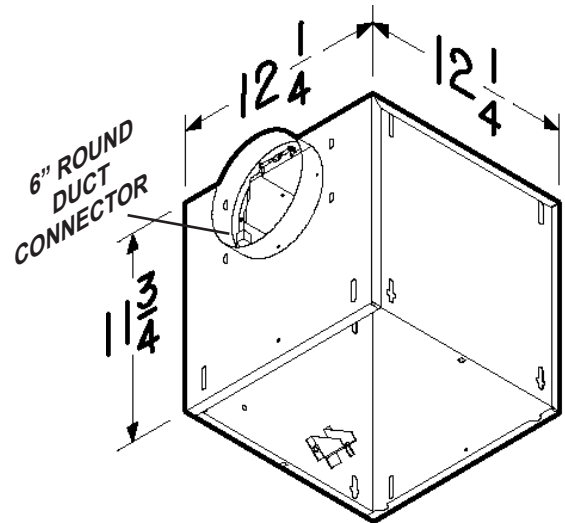
TYPICAL SPECIFICATION

Ventilator shall have galvanized steel housing insulated with at least 1/2" of acoustic insulation. Housing to have adjustable mounting brackets.

Automatic backdraft damper to be located within duct connector. Duct connector, blower assembly and wiring plate shall be adjustable for either horizontal or vertical installation.

Blower unit shall be removable from housing and will have a polymeric, dynamically balanced centrifugal-type blower wheel. Motor to be permanently lubricated and mounted with resilient anti-vibration mounts. RPM not to exceed number listed for each model.

Air delivery shall be no less and sound levels no greater than listed for each model. All air and sound ratings shall be certified by AMCA. Units to be cULus listed.



Soler & Palau Ventilation Group, certifies that the models shown herein are licensed to bear the AMCA Seal. The ratings shown are based on tests and procedures performed in accordance with AMCA Publication 211 (and AMCA Publication 311 if sound is also certified) and comply with the requirements of the AMCA Certified Ratings Program.



cULus listed for use over bathtubs and showers when connected to a GFCI-protected branch circuit.

WEIGHT

MODEL NO.	SHIPPING WT.
FF100	22.8 lbs.
FF150	23.1 lbs.

Subject to change unless approved in submittal by Soler & Palau USA

PERFORMANCE RATINGS - CEILING MOUNT VENTILATORS FF100 & FF150

AMCA LICENSED PERFORMANCE RATINGS

MODEL NO.	NOMINAL VOLTAGE	CFM/SONES - AT STATIC PRESSURES (Ps - inches of H ₂ O)										NOMINAL RPM	AMPS @ 60 Hz	WATTS	
		0.0"	.10"	.125"	.250"	.375"	.50"	.625"	.750"	.875"	1.0"				
		Ps	Ps	Ps	Ps	Ps	Ps	Ps	Ps	Ps	Ps				
FF100	120 VAC	CFM Hor.	136	115	109	93	80	65	44	-	-	-	640	1.1	87
		SONES Hor.	0.5	0.8	0.9	1.3	1.8	2.3	3.0	-	-	-			
		CFM Ver.	138	117	112	94	80	67	46	13	-	-	650	1.1	87
		SONES Ver.	0.7	0.9	1.0	1.3	1.8	2.2	2.8	3.0	-	-			
FF150	120 VAC	CFM Hor.	181	161	157	141	132	124	114	94	62	-	710	1.3	100
		SONES Hor.	1.3	1.4	1.5	2.2	2.6	3.1	3.6	4.1	4.6	-			
		CFM Ver.	179	163	160	149	142	133	122	105	73	23	750	1.3	100
		SONES Ver.	1.4	1.6	1.6	2.0	2.5	3.0	3.3	3.6	3.9	4.2			

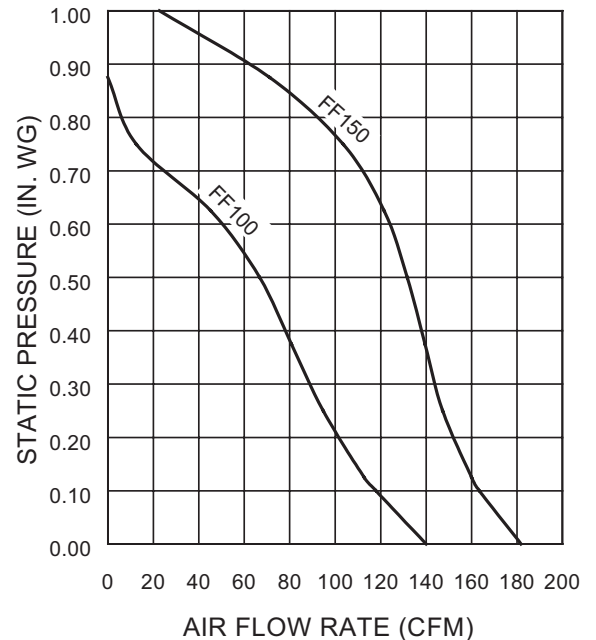
Performance ratings include the effects of inlet grill and backdraft damper in the airstream. Speed (RPM) shown is nominal. Performance is based on actual speed of test. The sound ratings shown are loudness values in fan sones at 5' (1.5m) in a hemispherical free field calculated per AMCA Std. 301. Values shown are for Installation Type B: free inlet fan sone levels. Performance shown is for Installation Type B: Free inlet, Ducted outlet.



Soler & Palau Ventilation Group, certifies that the models shown herein are licensed to bear the AMCA Seal. The ratings shown are based on tests and procedures performed in accordance with AMCA Publication 211 (and AMCA Publication 311 if sound is also certified) and comply with the requirements of the AMCA Certified Ratings Program.



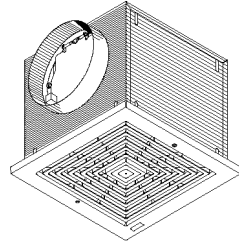
UL listed for use over bathtubs and showers when connected to a GFCI-protected branch circuit.





SPECIFICATION SHEET

FF200, FF250 & FF300 CEILING MOUNT VENTILATORS



Incredibly reliable. Unbelievably quiet. Offering the CFM choices you need at the lowest sound levels in the industry.

FEATURES

GRILL:

- Conceals interior
- Low profile styling blends with any decor
- White polymeric

BLOWER:

- Low RPM for quiet operation
- Resilient anti-vibration mounts
- Dynamically-balanced, polymeric, centrifugal blower wheel for quiet, efficient performance
- Permanently lubricated, thermally protected motor
- Plug-in motor rated at 120 VAC
- Designed for continuous operation

HOUSING:

- Rugged, 20 gauge galvanized steel
- 8" round duct connector
- 1/2" acoustic insulation inside
- May be installed in ceiling or wall (size permitting)
- 8-position mounting brackets for easy installation and greater adaptability to various mounting requirements
- Automatic backdraft damper located within duct connector
- Factory-shipped in horizontal discharge position - easily converted to vertical discharge
- May be installed as an in-line ventilator with addition of accessory kit Model 981L

ACCESSORIES (purchase all separately):

- Model 981L In-line Adapter Kit
- Model RD1 Radiation Damper

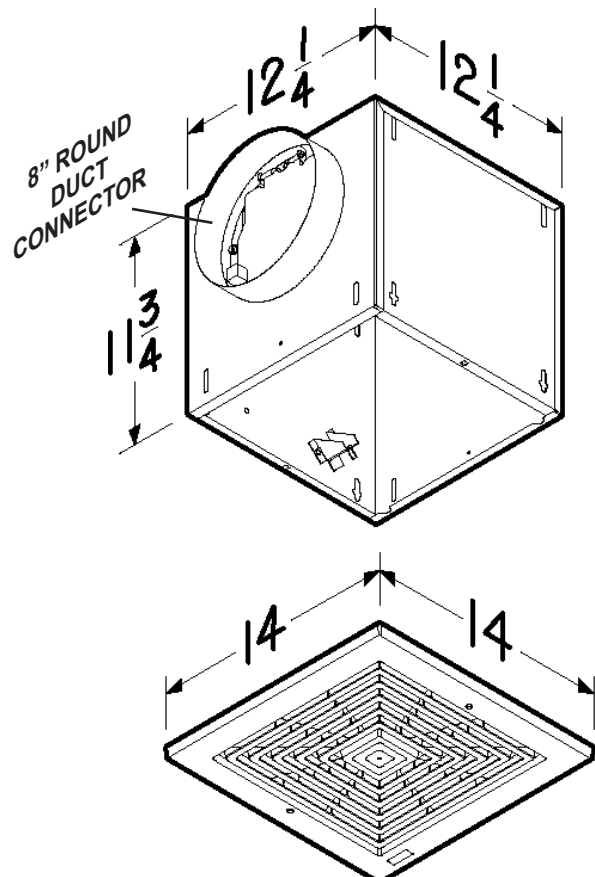
TYPICAL SPECIFICATION

Ventilator shall have galvanized steel housing insulated with at least 1/2" of acoustic insulation. Housing to have adjustable mounting brackets.

Automatic backdraft damper to be located within duct connector. Duct connector, blower assembly, and wiring plate shall be adjustable for either horizontal or vertical installation.

Blower unit shall be removable from housing and will have a polymeric, dynamically balanced centrifugal-type blower wheel. Motor to be permanently lubricated and mounted with resilient anti-vibration mounts. RPM not to exceed number listed for each model.

Air delivery shall be no less and sound levels no greater than listed for each model. All air and sound ratings shall be certified by AMCA. Units to be cULus listed.



Soler & Palau Ventilation Group, certifies that the models shown herein are licensed to bear the AMCA Seal. The ratings shown are based on tests and procedures performed in accordance with AMCA Publication 211 (and AMCA Publication 311 if sound is also certified) and comply with the requirements of the AMCA Certified Ratings Program.



cULus listed for use over bathtubs and showers when connected to a GFCI-protected branch circuit.

WEIGHT

MODEL NO.	SHIPPING WT.
FF200	23.0 lbs
FF250	23.1 lbs
FF300	23.1 lbs

PERFORMANCE RATINGS - CEILING MOUNT VENTILATORS FF200, FF250 & FF300

AMCA LICENSED PERFORMANCE RATINGS

MODEL NO.	NOMINAL VOLTAGE	CFM/SONES - AT STATIC PRESSURES (Ps - inches of H ₂ O)										NOMINAL RPM	AMPS @ 60 Hz	WATTS	
		0.0"	.10"	.125"	.250"	.375"	.50"	.625"	.750"	.875"	1.0"				
		Ps	Ps	Ps	Ps	Ps	Ps	Ps	Ps	Ps	Ps				
FF200	120 VAC	CFM Hor.	231	214	210	196	186	177	165	144	113	51	740	1.8	127
		SONES Hor.	1.6	1.8	1.7	2.3	2.9	3.5	4.1	4.9	5.3	5.3			
		CFM Ver.	224	210	207	197	187	179	167	144	99	41	760	1.8	127
		SONES Ver.	1.5	1.8	2.0	2.3	2.7	3.4	4.0	4.5	5.1	5.2			
FF250	120 VAC	CFM Hor.	272	261	259	250	242	233	218	201	165	99	830	2.1	166
		SONES Hor.	2.1	2.3	2.2	2.9	3.3	3.9	4.4	4.8	5.5	5.8			
		CFM Ver.	269	261	259	253	248	239	224	203	171	101	860	2.1	166
		SONES Ver.	2.3	2.6	2.7	3.0	3.3	3.7	4.2	4.7	5.4	5.6			
FF300	120 VAC	CFM Hor.	312	309	308	303	296	287	273	254	219	125	905	2.6	212
		SONES Hor.	2.8	2.9	2.9	3.3	3.5	3.9	4.3	4.7	5.1	5.6			
		CFM Ver.	319	314	313	306	299	288	274	251	219	120	940	2.6	212
		SONES Ver.	2.6	2.9	3.0	3.4	3.6	3.9	4.4	4.7	5.0	5.5			

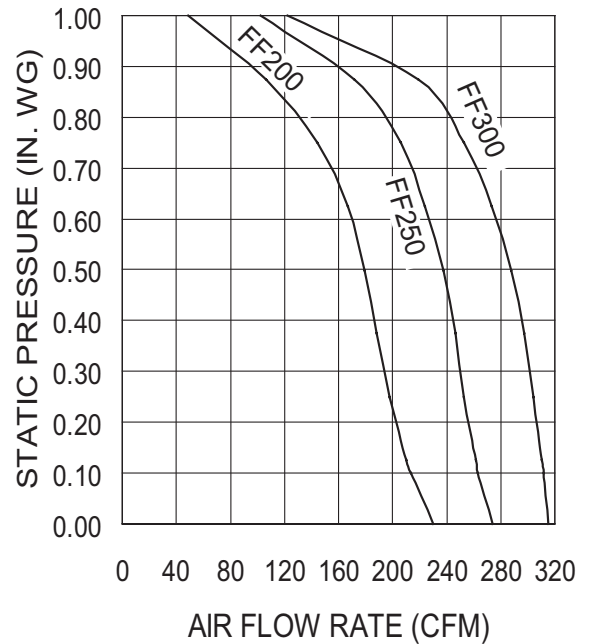
Performance ratings include the effects of inlet grill and backdraft damper in the airstream. Speed (RPM) shown is nominal. Performance is based on actual speed of test. The sound ratings shown are loudness values in fan sones at 5' (1.5m) in a hemispherical free field calculated per AMCA Std. 301. Values shown are for Installation Type B: free inlet fan sone levels. Performance shown is for Installation Type B: Free inlet, Ducted outlet.



Soler & Palau Ventilation Group, certifies that the models shown herein are licensed to bear the AMCA Seal. The ratings shown are based on tests and procedures performed in accordance with AMCA Publication 211 (and AMCA Publication 311 if sound is also certified) and comply with the requirements of the AMCA Certified Ratings Program.



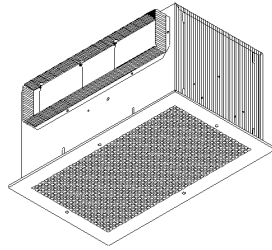
cULus listed for use over bathtubs and showers when connected to a GFCI-protected branch circuit.





SPECIFICATION SHEET

FF400, FF500 & FF700 CEILING MOUNT VENTILATORS



Incredibly reliable. Unbelievably quiet. Offering the CFM choices you need at the lowest sound levels in the industry.

FEATURES

GRILL:

- Conceals interior
- Low profile styling blends with any decor
- Metal, finished with white painted enamel

BLOWER:

- Low RPM for quiet operation
- Resilient anti-vibration mounts
- Balanced, polymeric, centrifugal blower wheel for quiet, efficient performance
- Permanently lubricated, thermally protected motor
- Plug-in motor rated at 120 VAC
- Designed for continuous operation

HOUSING:

- Rugged, 20 gauge galvanized steel
- 4½" x 18½" duct connector
- 1/2" acoustic insulation inside
- May be installed in ceiling or wall (size permitting)
- 8-position mounting brackets for easy installation and greater adaptability to various mounting requirements
- Automatic backdraft damper located within duct connector
- Factory-shipped in horizontal discharge position - easily converted to vertical discharge
- May be installed as an in-line ventilator with addition of accessory kit Model 982L

ACCESSORIES (purchase all separately):

- Model 423 Transition (4½" x 18½" to 10" round)
- Model RD2 Radiation Damper

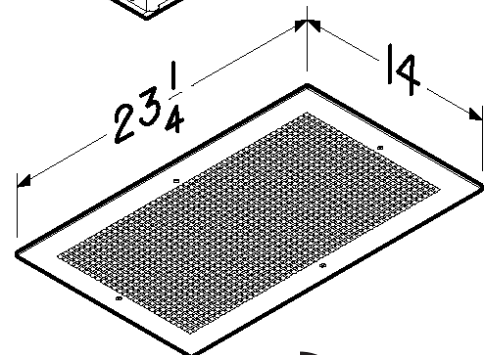
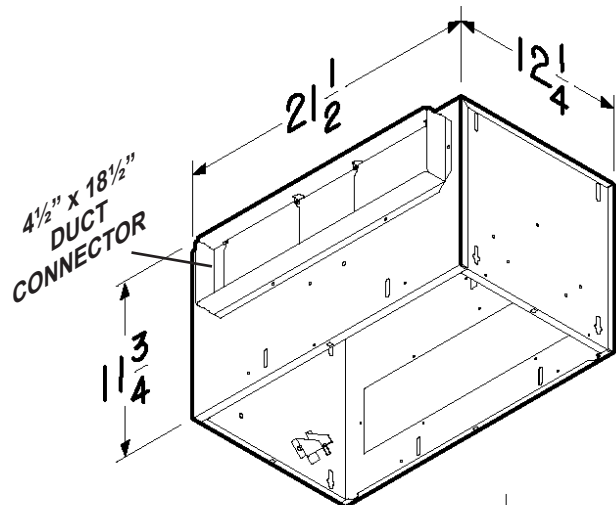
TYPICAL SPECIFICATION

Ventilator shall have galvanized steel housing insulated with at least 1/2" of acoustic insulation. Housing to have adjustable mounting brackets.

Automatic backdraft damper to be located within duct connector. Duct connector, blower assembly, and wiring plate shall be adjustable for either horizontal or vertical installation.

Blower unit shall be removable from housing and will have a polymeric, balanced centrifugal-type blower wheel. Motor to be permanently lubricated and mounted with resilient anti-vibration mounts. RPM not to exceed number listed for each model.

Air delivery shall be no less and sound levels no greater than listed for each model. All air and sound ratings shall be certified by AMCA. Units to be cULus listed.



Soler & Palau Ventilation Group, certifies that the models shown herein are licensed to bear the AMCA Seal. The ratings shown are based on tests and procedures performed in accordance with AMCA Publication 211 (and AMCA Publication 311 if sound is also certified) and comply with the requirements of the AMCA Certified Ratings Program.



cULus listed for use over bathtubs and showers when connected to a GFCI-protected branch circuit.

WEIGHT

MODEL NO.	SHIPPING WT.
FF400	33.8 lbs
FF500	33.8 lbs
FF700	33.9 lbs

PERFORMANCE RATINGS - CEILING MOUNT VENTILATORS FF400, FF500 & FF700

AMCA LICENSED PERFORMANCE RATINGS

MODEL NO.	NOMINAL VOLTAGE	CFM/SONES - AT STATIC PRESSURES (Ps - inches of H ₂ O)										NOMINAL RPM	AMPS @ 60 Hz	WATTS	
		0.0" Ps	.10" Ps	.125" Ps	.250" Ps	.375" Ps	.50" Ps	.625" Ps	.750" Ps	.875" Ps	1.0" Ps				
FF400	120 VAC	CFM Hor.	480	442	434	388	344	299	229	182	114	-	735	1.4	146
		SONES Hor.	2.0	2.4	2.3	2.8	3.3	3.8	4.5	4.8	5.4	-			
		CFM Ver.	467	428	416	378	335	291	237	170	85	8	755	1.4	146
		SONES Ver.	2.3	2.6	2.6	3.0	3.5	4.0	5.1	5.5	5.7	5.9			
FF500	120 VAC	CFM Hor.	538	520	514	491	463	434	389	339	282	186	810	2.2	232
		SONES Hor.	3.0	3.1	3.3	3.6	4.0	4.4	5.0	5.7	6.2	6.7			
		CFM Ver.	539	517	512	481	451	418	367	319	247	137	865	2.2	232
		SONES Ver.	2.9	3.1	3.2	3.4	3.8	4.2	4.8	5.9	6.3	6.4			
FF700	120 VAC	CFM Hor.	722	704	701	667	640	607	571	534	453	333	960	2.9	313
		SONES Hor.	4.5	4.6	4.7	4.8	5.0	5.2	5.6	6.2	7.1	7.2			
		CFM Ver.	708	691	687	658	628	597	560	515	444	312	985	2.9	313
		SONES Ver.	5.2	5.0	5.0	5.7	5.8	6.1	6.4	7.4	7.1	7.6			

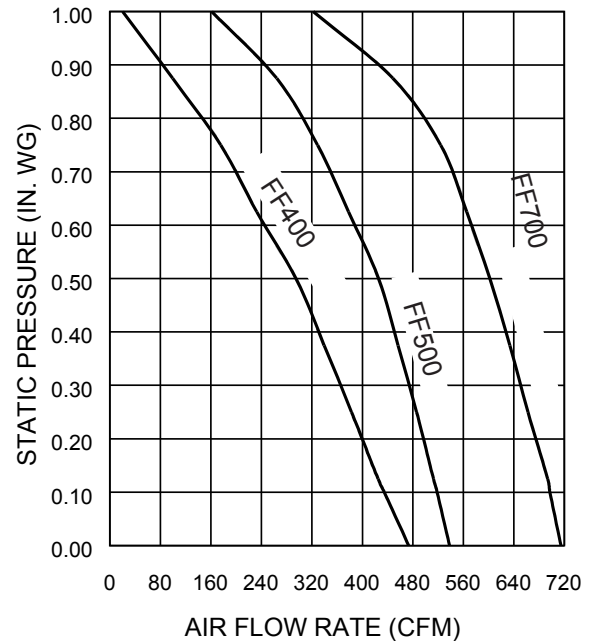
Performance ratings include the effects of inlet grill and backdraft damper in the airstream. Speed (RPM) shown is nominal. Performance is based on actual speed of test. The sound ratings shown are loudness values in fan sones at 5' (1.5m) in a hemispherical free field calculated per AMCA Std. 301. Values shown are for Installation Type B: Free inlet fan sone levels. Performance shown is for Installation Type B: Free inlet, Ducted outlet.



Soler & Palau Ventilation Group, certifies that the models shown herein are licensed to bear the AMCA Seal. The ratings shown are based on tests and procedures performed in accordance with AMCA Publication 211 (and AMCA Publication 311 if sound is also certified) and comply with the requirements of the AMCA Certified Ratings Program.



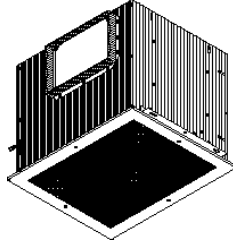
cULus listed for use over bathtubs and showers when connected to a GFCI-protected branch circuit.





SPECIFICATION SHEET

FF900 & FF1500 CEILING MOUNT VENTILATORS



Incredibly reliable. Unbelievably quiet. Offering the CFM choices you need at the lowest sound levels in the industry.

FEATURES

GRILL:

- Conceals interior
- Low profile styling blends with any decor
- Metal, finished with white painted enamel

BLOWER:

- Low RPM for quiet operation
- Resilient anti-vibration mounts
- Dynamically-balanced, polymeric, centrifugal blower wheel for quiet, efficient performance
- Permanently lubricated, thermally protected motor
- Plug-in motor rated at 120 VAC
- Designed for continuous operation

HOUSING:

- Rugged, 20 gauge galvanized steel
- 1/2" acoustic insulation inside
- May be installed in ceiling or wall (size permitting)
- 8-position mounting brackets for easy installation and greater adaptability to various mounting requirements
- Automatic backdraft damper located within duct connector
- Factory-shipped in horizontal discharge position for 8" x 12" ductwork
- May be converted to vertical discharge
- May be installed as an in-line ventilator with addition of accessory kit Model 983L

ACCESSORIES (purchase all separately):

- Model T81212 Transition (8" x 12" to 12" round)
- Model RD3 Radiation Damper

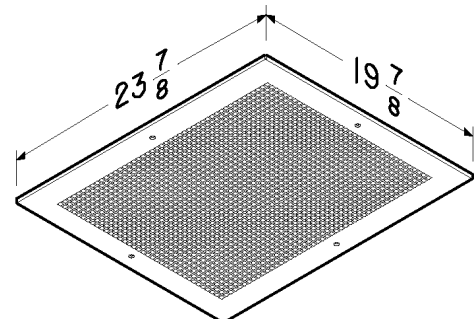
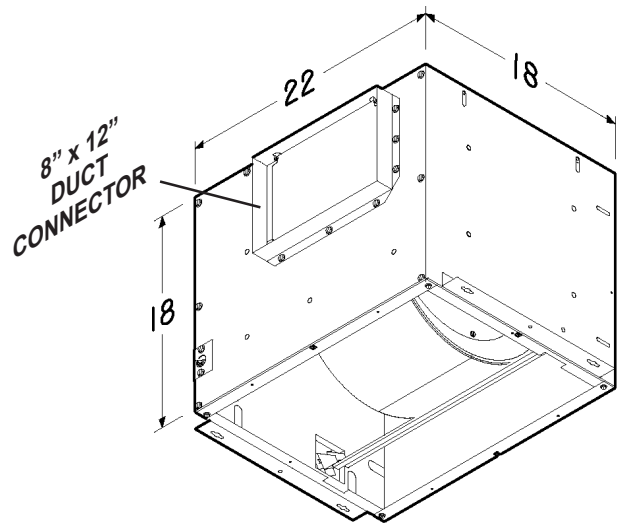
TYPICAL SPECIFICATION

Ventilator shall have galvanized steel housing insulated with at least 1/2" of acoustic insulation. Housing to have adjustable mounting brackets.

Automatic backdraft damper to be located within duct connector. Duct connector, blower assembly and wiring plate shall be adjustable for either horizontal or vertical installation.

Blower unit shall be removable from housing and will have a polymeric, centrifugal-type blower wheel. Motor to be permanently lubricated and mounted with resilient anti-vibration mounts. RPM not to exceed number listed for each model.

Air delivery shall be no less and sound levels no greater than listed for each model. All air and sound ratings shall be certified by AMCA. Units to be cULus listed.



Soler & Palau Ventilation Group, certifies that the models shown herein are licensed to bear the AMCA Seal. The ratings shown are based on tests and procedures performed in accordance with AMCA Publication 211 (and AMCA Publication 311 if sound is also certified) and comply with the requirements of the AMCA Certified Ratings Program.



cULus listed for use over bathtubs and showers when connected to a GFCI-protected branch circuit.

WEIGHT

MODEL NO.	SHIPPING WT.
FF900	64.2 lbs
FF1500	64.3 lbs

PERFORMANCE RATINGS - CEILING MOUNT VENTILATORS FF900 & FF1500

AMCA LICENSED PERFORMANCE RATINGS

MODEL NO.	NOMINAL VOLTAGE	CFM/SONES - AT STATIC PRESSURES (Ps - inches of H ₂ O)										NOMINAL RPM	AMPS @ 60 Hz	WATTS				
		0.0"	.10"	.125"	.250"	.375"	.50"	.625"	.750"	.875"	1.0"							
		Ps	Ps	Ps	Ps	Ps	Ps	Ps	Ps	Ps	Ps							
FF900	120 VAC	CFM Hor.	918	905	901	877	842	793	725	636	536	390	650	3.0	306			
		SONES Hor.	3.8	4.0	4.1	4.0	4.2	4.3	4.4	4.9	4.5	5.3						
		CFM Ver.	909	892	885	850	807	756	695	568	440	282				650	3.0	306
		SONES Ver.	3.8	3.4	3.4	3.5	3.6	3.7	3.9	4.2	4.3	4.4						
FF1500	120 VAC	CFM Hor.	1578	1526	1513	1438	1371	1285	1198	1103	1000	816	955	6.2	468			
		SONES Hor.	8.6	8.4	8.4	8.1	7.5	7.0	6.7	6.2	5.8	5.8						
		CFM Ver.	1590	1519	1502	1423	1340	1259	1176	1069	954	689				955	6.2	468
		SONES Ver.	8.5	8.4	8.4	8.1	7.9	7.5	7.2	7.1	6.9	6.5						

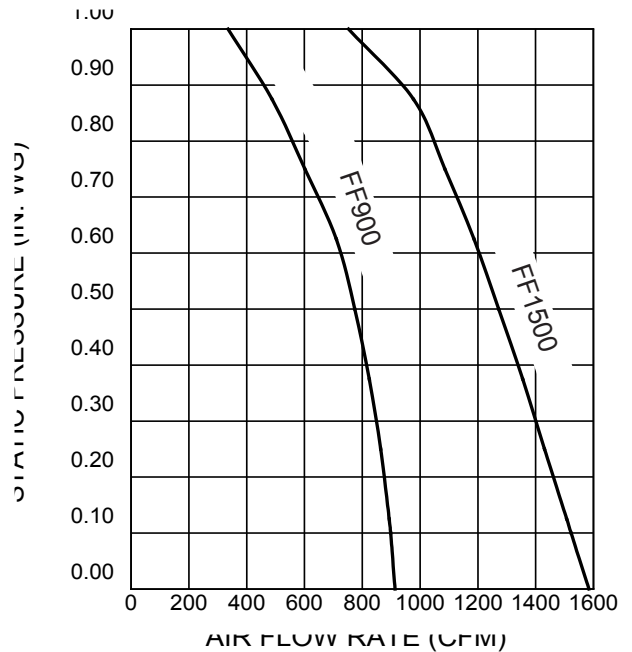
Performance ratings include the effects of inlet grill and backdraft damper in the airstream. Speed (RPM) shown is nominal. Performance is based on actual speed of test. The sound ratings shown are loudness values in fan sones at 5' (1.5m) in a hemispherical free field calculated per AMCA Std. 301. Values shown are for Installation Type B: Free inlet fan sone levels. Performance shown is for Installation Type B: Free inlet, Ducted outlet.



Soler & Palau Ventilation Group, certifies that the models shown herein are licensed to bear the AMCA Seal. The ratings shown are based on tests and procedures performed in accordance with AMCA Publication 211 (and AMCA Publication 311 if sound is also certified) and comply with the requirements of the AMCA Certified Ratings Program.



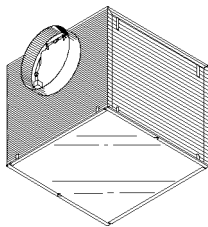
cULus listed for use over bathtubs and showers when connected to a GFCI-protected branch circuit.





SPECIFICATION SHEET

FFC100 & FFC150 IN-LINE VENTILATORS



Incredibly reliable. Unbelievably quiet. Offering the CFM choices you need at the lowest sound levels in the industry.

FEATURES

BLOWER:

- Low RPM for quiet operation
- Resilient anti-vibration mounts
- Dynamically-balanced, polymeric, centrifugal blower wheel for quiet, efficient performance
- Permanently lubricated, thermally protected motor
- Plug-in motor rated at 120 VAC
- Designed for continuous operation

HOUSING:

- Rugged, 20 gauge galvanized steel
- 6" round duct connectors
- May be installed in ceiling or wall (size permitting)
- 8-position mounting brackets for easy installation and greater adaptability to various mounting requirements
- Automatic backdraft damper located within duct connector
- Factory-shipped in horizontal discharge position - easily converted to vertical discharge
- Removable panel allows easy access to the motor without disturbing ductwork
- Suitable for kitchen installations

TYPICAL SPECIFICATION

Ventilator shall have galvanized steel housing. Housing to have adjustable mounting brackets and removable panel to allow access to motor without disturbing ductwork.

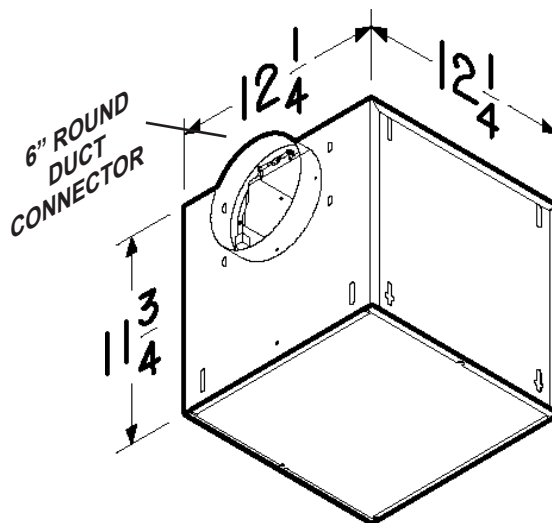
Automatic backdraft damper to be located within duct connector. Duct connector, blower assembly and wiring plate shall be adjustable for either horizontal or vertical installation.

Blower unit shall be removable from housing and will have a polymeric, dynamically balanced centrifugal-type blower wheel. Motor to be permanently lubricated and mounted with resilient anti-vibration mounts. RPM not to exceed number listed for each model.

Air delivery shall be no less and sound levels no greater than listed for each model. All air and sound ratings shall be certified by AMCA. Units to be cULus listed.



Soler & Palau Ventilation Group, certifies that the models shown herein are licensed to bear the AMCA Seal. The ratings shown are based on tests and procedures performed in accordance with AMCA Publication 211 (and AMCA Publication 311 if sound is also certified) and comply with the requirements of the AMCA Certified Ratings Program.



WEIGHT

MODEL NO.	SHIPPING WT.
FFC100	22.9 lbs.
FFC150	22.9 lbs.

PERFORMANCE RATINGS - IN-LINE VENTILATORS FFC100 & FFC150

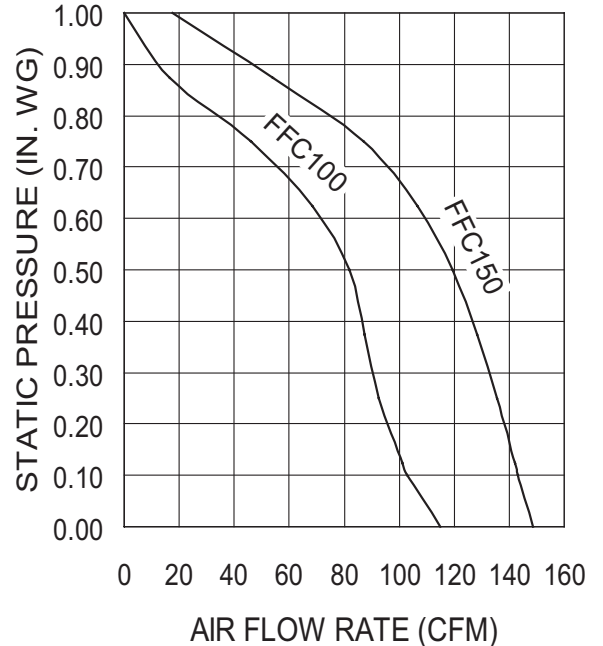
AMCA LICENSED PERFORMANCE RATINGS

MODEL NO.	NOMINAL VOLTAGE	CFM/SONES - AT STATIC PRESSURES (Ps - inches of H ₂ O)										NOMINAL RPM	AMPS @ 60 Hz	WATTS	
		0.0"	.10"	.125"	.250"	.375"	.50"	.625"	.750"	.875"	1.0"				
		Ps	Ps	Ps	Ps	Ps	Ps	Ps	Ps	Ps	Ps				
FFC100	120 VAC	CFM St. Thr.	121	108	106	97	93	86	70	44	-	-	760	1.1	87
		SONES St. Thr.	0.5	0.7	0.7	1.1	1.4	1.8	2.1	2.4	-	-			
		CFM Rt. Ang.	109	98	96	88	82	78	67	48	16	-	780	1.1	87
		SONES Rt. Ang.	0.5	0.8	0.8	1.2	1.6	2.0	2.3	2.5	2.8	-			
FFC150	120 VAC	CFM St. Thr.	153	148	147	140	134	125	111	91	54	-	920	1.3	100
		SONES St. Thr.	0.9	1.0	1.1	1.4	1.6	1.9	2.1	2.2	2.4	-			
		CFM Rt. Ang.	144	138	137	131	123	114	102	83	54	17	950	1.3	100
		SONES Rt. Ang.	1.2	1.4	1.4	1.6	1.9	2.1	2.4	2.5	2.7	2.9			

Performance ratings include the effects of backdraft damper in the airstream. Speed (RPM) shown is nominal. Performance is based on actual speed of test. The sound ratings shown are loudness values in fan sones at 5' (1.5m) in a hemispherical free field calculated per AMCA Std. 301. Values shown are for Installation Type D: Ducted inlet, Ducted outlet. Ratings do not include the effect of duct end correction. Performance ratings include the effects of 18 feet of round inlet duct and, if needed, a rectangular to round duct transition in the airstream. Performance shown is for Installation Type D: Ducted inlet, Ducted outlet.



Soler & Palau Ventilation Group, certifies that the models shown herein are licensed to bear the AMCA Seal. The ratings shown are based on tests and procedures performed in accordance with AMCA Publication 211 (and AMCA Publication 311 if sound is also certified) and comply with the requirements of the AMCA Certified Ratings Program.

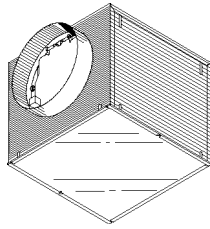




P: 800.961.7370
www.solerpalau-usa.com

SPECIFICATION SHEET

FFC200, FFC250 & FFC300 IN-LINE VENTILATORS



Incredibly reliable. Unbelievably quiet. Offering the CFM choices you need at the lowest sound levels in the industry.

FEATURES

BLOWER:

- Low RPM for quiet operation
- Resilient anti-vibration mounts
- Dynamically-balanced, polymeric, centrifugal blower wheel for quiet, efficient performance
- Permanently lubricated, thermally protected motor
- Plug-in motor rated at 120 VAC
- Designed for continuous operation

HOUSING:

- Rugged galvanized steel
- 8" round duct connectors
- May be installed in ceiling or wall (size permitting)
- 8-position mounting brackets for easy installation and greater adaptability to various mounting requirements
- Automatic backdraft damper located within duct connector
- Factory-shipped in horizontal discharge position - easily converted to vertical discharge
- Removable panel allows for easy motor access without disturbing ductwork
- Suitable for kitchen installations



Soler & Palau Ventilation Group, certifies that the models shown herein are licensed to bear the AMCA Seal. The ratings shown are based on tests and procedures performed in accordance with AMCA Publication 211 (and AMCA Publication 311 if sound is also certified) and comply with the requirements of the AMCA Certified Ratings Program.



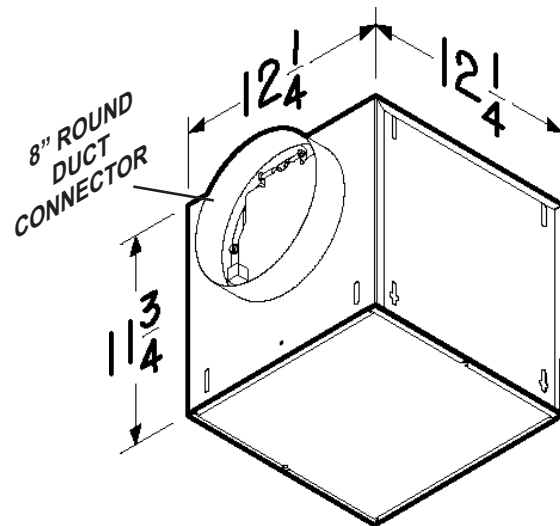
TYPICAL SPECIFICATION

Ventilator shall have galvanized steel housing. Housing to have adjustable mounting brackets and removable panel to allow motor access without disturbing ductwork.

Automatic backdraft damper to be located within duct connector. Duct connector, blower assembly and wiring plate shall be adjustable for either horizontal or vertical installation.

Blower unit shall be removable from housing and will have a polymeric, dynamically balanced centrifugal-type blower wheel. Motor to be permanently lubricated and mounted with resilient anti-vibration mounts. RPM not to exceed number listed for each model.

Air delivery shall be no less and sound levels no greater than listed for each model. All air and sound ratings shall be certified by AMCA. Units to be cULus listed.



WEIGHT

MODEL NO.	SHIPPING WT.
FFC200	23.1 lbs.
FFC250	23.2 lbs.
FFC300	23.2 lbs.

PERFORMANCE RATINGS - IN-LINE VENTILATORS FFC200, FFC250 & FFC300

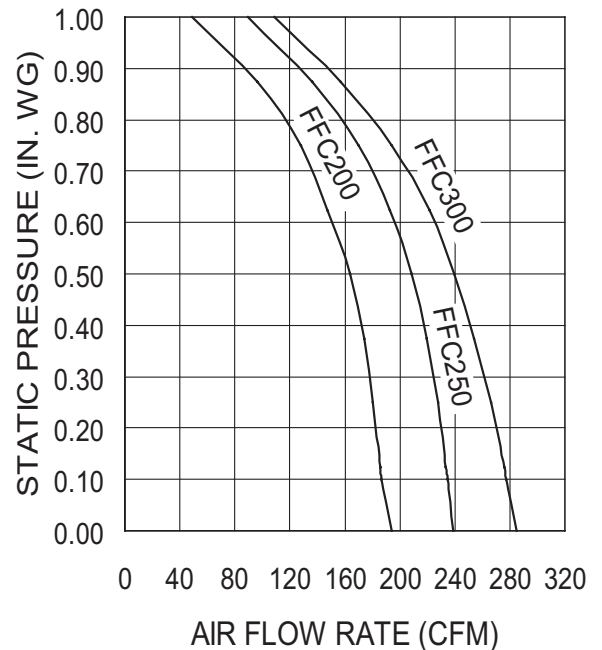
AMCA LICENSED PERFORMANCE RATINGS

MODEL NO.	NOMINAL VOLTAGE	CFM/SONES - AT STATIC PRESSURES (Ps - inches of H ₂ O)											NOMINAL RPM	AMPS @ 60 Hz	WATTS
		0.0"	.10"	.125"	.250"	.375"	.50"	.625"	.750"	.875"	1.0"				
		Ps	Ps	Ps	Ps	Ps	Ps	Ps	Ps	Ps	Ps				
FFC200	120 VAC	CFM St. Thr.	205	196	195	190	185	175	158	135	96	47	865	1.8	127
		SONES St. Thr.	1.7	1.9	1.9	2.1	2.3	2.4	3.0	3.3	3.4	3.4			
		CFM Rt. Ang.	183	177	176	170	163	152	137	121	96	51	930	1.8	127
		SONES Rt. Ang.	1.6	1.6	1.6	1.9	2.3	2.7	2.9	3.1	3.4	3.6			
FFC250	120 VAC	CFM St. Thr.	248	245	245	241	235	224	208	183	141	84	1005	2.1	166
		SONES St. Thr.	2.0	2.3	2.3	2.6	2.8	3.2	3.4	3.6	3.9	3.8			
		CFM Rt. Ang.	229	224	222	214	204	193	177	157	132	95	1115	2.1	166
		SONES Rt. Ang.	2.4	2.5	2.6	2.8	3.0	3.2	3.4	3.7	3.8	3.8			
FFC300	120 VAC	CFM St. Thr.	300	294	293	285	274	259	243	214	168	113	1145	2.6	212
		SONES St. Thr.	2.9	3.0	3.1	3.3	3.4	3.5	3.6	3.7	4.0	3.9			
		CFM Rt. Ang.	270	261	259	248	234	220	200	174	146	104	1285	2.6	212
		SONES Rt. Ang.	3.7	3.7	3.7	3.7	3.9	3.9	4.0	4.2	4.4	4.0			

Performance ratings include the effects of backdraft damper in the airstream. Speed (RPM) shown is nominal. Performance is based on actual speed of test. The sound ratings shown are loudness values in fan sones at 5' (1.5m) in a hemispherical free field calculated per AMCA Std. 301. Values shown are for Installation Type D: Ducted inlet, Ducted outlet. Ratings do not include the effect of duct end correction. Performance ratings include the effects of 18 feet of round inlet duct and, if needed, a rectangular to round duct transition in the airstream. Performance shown is for Installation Type D: Ducted inlet, Ducted outlet.



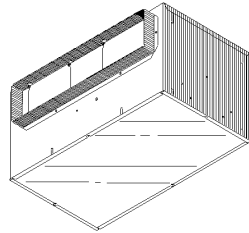
Soler & Palau Ventilation Group, certifies that the models shown herein are licensed to bear the AMCA Seal. The ratings shown are based on tests and procedures performed in accordance with AMCA Publication 211 (and AMCA Publication 311 if sound is also certified) and comply with the requirements of the AMCA Certified Ratings Program.





SPECIFICATION SHEET

FFC400, FFC500 & FFC700 IN-LINE VENTILATORS



Incredibly reliable. Unbelievably quiet. Offering the CFM choices you need at the lowest sound levels in the industry.

FEATURES

BLOWER:

- Low RPM for quiet operation
- Resilient anti-vibration mounts
- Balanced, polymeric, centrifugal blower wheel for quiet, efficient performance
- Permanently lubricated, thermally protected motor
- Plug-in motor rated at 120 VAC
- Designed for continuous operation

HOUSING:

- Rugged galvanized steel
- 4½" x 18½" duct connector
- May be installed in ceiling or wall (size permitting)
- 8-position mounting brackets for easy installation and greater adaptability to various mounting requirements
- Automatic backdraft damper located within duct connector
- Factory-shipped in horizontal discharge position
- Removable panel allows easy motor access without disturbing ductwork

TYPICAL SPECIFICATION

Ventilator shall have galvanized steel housing. Housing to have adjustable mounting brackets and removable panel to allow motor access without disturbing ductwork.

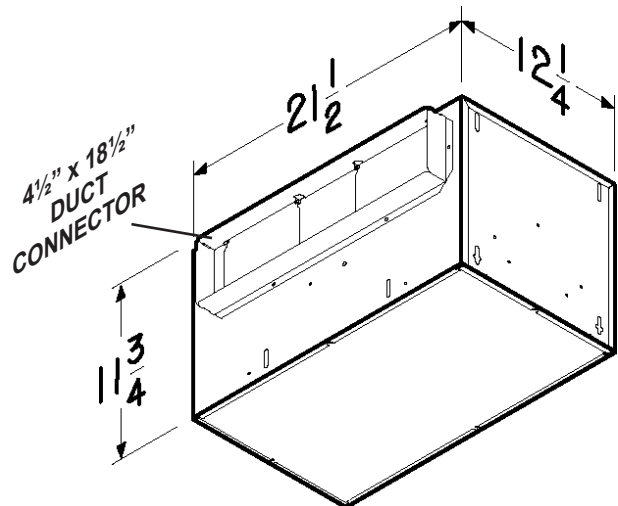
Automatic backdraft damper to be located within duct connector. Duct connector, blower assembly and wiring plate shall be adjustable for either horizontal or vertical installation.

Blower unit shall be removable from housing and will have a polymeric, balanced, centrifugal-type blower wheel. Motor to be permanently lubricated and mounted with resilient anti-vibration mounts. RPM not to exceed number listed for each model.

Air delivery shall be no less and sound levels no greater than listed for each model. All air and sound ratings shall be certified by AMCA. Units to be cULus listed.



Soler & Palau Ventilation Group, certifies that the models shown herein are licensed to bear the AMCA Seal. The ratings shown are based on tests and procedures performed in accordance with AMCA Publication 211 (and AMCA Publication 311 if sound is also certified) and comply with the requirements of the AMCA Certified Ratings Program.



WEIGHT

MODEL NO.	SHIPPING WT.
FFC400	33.9 lbs.
FFC500	33.9 lbs.
FFC700	34.0 lbs.

PERFORMANCE RATINGS - IN-LINE VENTILATORS FFC400, FFC500 & FFC700

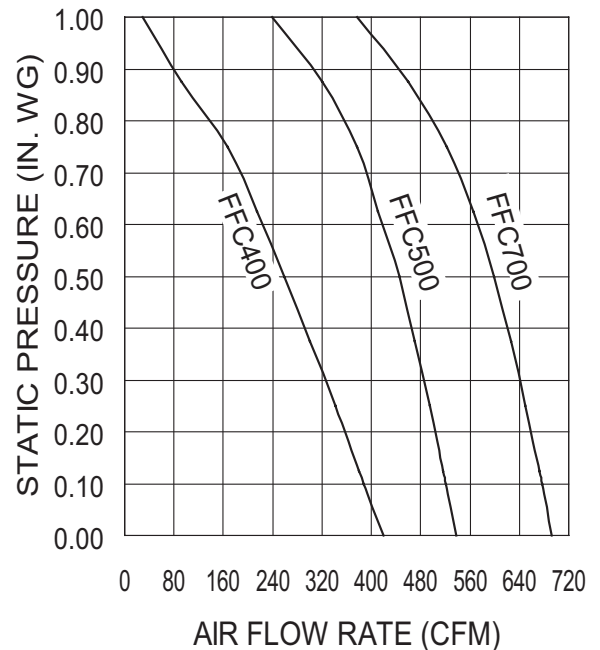
AMCA LICENSED PERFORMANCE RATINGS

MODEL NO.	NOMINAL VOLTAGE	CFM/SONES - AT STATIC PRESSURES (Ps - inches of H ₂ O)											NOMINAL RPM	AMPS @ 60 Hz	WATTS
		0.0"	.10"	.125"	.250"	.375"	.50"	.625"	.750"	.875"	1.0"				
		Ps	Ps	Ps	Ps	Ps	Ps	Ps	Ps	Ps	Ps				
FFC400	120 VAC	CFM St. Thr.	450	415	406	360	313	271	223	167	90	6	775	1.4	146
		SONES St. Thr.	1.4	1.6	1.6	1.9	2.2	2.6	2.9	3.4	3.6	3.9			
		CFM Rt. Ang.	442	415	408	372	336	296	239	193	111	28	875	1.4	146
		SONES Rt. Ang.	1.6	1.7	1.7	2.0	2.4	2.6	3.1	3.4	3.9	4.1			
FFC500	120 VAC	CFM St. Thr.	546	526	519	496	472	447	407	364	306	232	890	2.2	232
		SONES St. Thr.	2.4	2.4	3.4	3.7	3.9	3.8	3.9	4.0	4.3	4.3			
		CFM Rt. Ang.	528	516	513	494	470	446	415	389	334	247	990	2.2	232
		SONES Rt. Ang.	2.9	3.8	3.4	3.7	3.5	3.6	3.9	4.0	4.2	4.4			
FFC700	120 VAC	CFM St. Thr.	704	686	681	656	631	604	575	533	480	412	1090	2.9	313
		SONES St. Thr.	3.6	3.8	3.7	3.9	4.0	4.2	4.3	4.4	4.7	5.0			
		CFM Rt. Ang.	680	667	663	644	621	594	557	513	440	342	1205	2.9	313
		SONES Rt. Ang.	5.0	5.0	5.0	5.3	5.2	5.1	5.3	5.5	5.4	5.5			

Performance ratings include the effects of backdraft damper in the airstream. Speed (RPM) shown is nominal. Performance is based on actual speed of test. The sound ratings shown are loudness values in fan sones at 5' (1.5m) in a hemispherical free field calculated per AMCA Std. 301. Values shown are for Installation Type D: Ducted inlet, Ducted outlet. Ratings do not include the effect of duct end correction. Performance ratings include the effects of 18 feet of round inlet duct and, if needed, a rectangular to round duct transition in the airstream. Performance shown is for Installation Type D: Ducted inlet, Ducted outlet.



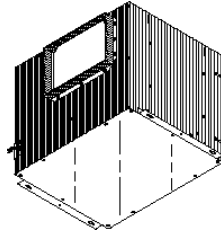
Soler & Palau Ventilation Group, certifies that the models shown herein are licensed to bear the AMCA Seal. The ratings shown are based on tests and procedures performed in accordance with AMCA Publication 211 (and AMCA Publication 311 if sound is also certified) and comply with the requirements of the AMCA Certified Ratings Program.





SPECIFICATION SHEET

FFC900 & FFC1500 IN-LINE VENTILATORS



Incredibly reliable. Unbelievably quiet. Offering the CFM choices you need at the lowest sound levels in the industry.

FEATURES

BLOWER:

- Low RPM for quiet operation
- Resilient anti-vibration mounts
- Dynamically-balanced, polymeric, centrifugal blower wheel for quiet, efficient performance
- Permanently lubricated, thermally protected motor
- Plug-in motor rated at 120 VAC
- Designed for continuous operation

HOUSING:

- Rugged galvanized steel
- May be installed in ceiling or wall (size permitting)
- 8-position mounting brackets for easy installation and greater adaptability to various mounting requirements
- Automatic backdraft damper located within duct connector
- Factory-shipped in horizontal discharge position for 8" x 12" ductwork
- May be converted to vertical discharge

TYPICAL SPECIFICATION

Ventilator shall have galvanized steel housing. Housing to have adjustable mounting brackets.

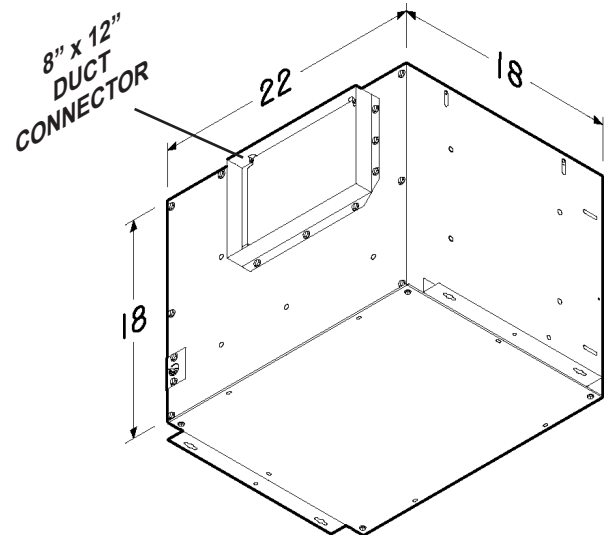
Automatic backdraft damper to be located within duct connector. Duct connector, blower assembly and wiring plate shall be adjustable for either horizontal or vertical installation.

Blower unit shall be removable from housing and will have a metal, centrifugal-type blower wheel. Motor to be permanently lubricated and mounted with resilient anti-vibration mounts. RPM not to exceed number listed for each model.

Air delivery shall be no less and sound levels no greater than listed for each model. All air and sound ratings shall be certified by AMCA. Units to be cULus listed.



Soler & Palau Ventilation Group, certifies that the models shown herein are licensed to bear the AMCA Seal. The ratings shown are based on tests and procedures performed in accordance with AMCA Publication 211 (and AMCA Publication 311 if sound is also certified) and comply with the requirements of the AMCA Certified Ratings Program.



WEIGHT

MODEL NO.	SHIPPING WT.
FFC900	64.4 lbs.
FFC1500	64.5 lbs.

PERFORMANCE RATINGS - IN-LINE VENTILATORS FFC900 & FFC1500

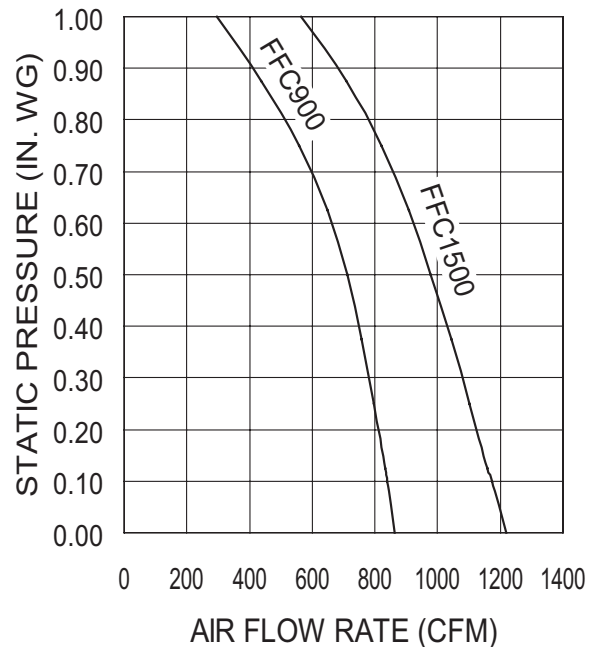
AMCA LICENSED PERFORMANCE RATINGS

MODEL NO.	NOMINAL VOLTAGE	CFM/SONES - AT STATIC PRESSURES (Ps - inches of H ₂ O)										NOMINAL RPM	AMPS @ 60 Hz	WATTS	
		0.0"	.10"	.125"	.250"	.375"	.50"	.625"	.750"	.875"	1.0"				
		Ps	Ps	Ps	Ps	Ps	Ps	Ps	Ps	Ps	Ps				
FFC900	120 VAC	CFM St. Thr.	930	902	894	853	807	754	685	587	442	300	810	3.0	306
		SONES St. Thr.	3.7	3.8	3.8	3.8	3.7	3.8	3.9	4.0	4.0	4.1			
		CFM Rt. Ang.	795	778	772	743	709	668	613	527	432	291	755	3.0	306
		SONES Rt. Ang.	4.3	4.5	4.4	4.6	4.4	4.2	4.1	4.3	4.2	4.3			
FFC1500	120 VAC	CFM St. Thr.	1275	1228	1214	1152	1092	1029	958	871	764	631	1055	6.2	468
		SONES St. Thr.	6.8	6.8	6.7	6.5	6.3	6.0	6.0	6.0	6.0	6.1			
		CFM Rt. Ang.	1160	1117	1106	1051	998	928	856	769	657	499	1020	6.2	468
		SONES Rt. Ang.	7.9	7.8	7.9	7.4	7.1	6.8	6.3	5.9	5.4	5.4			

Performance ratings include the effects of backdraft damper in the airstream. Speed (RPM) shown is nominal. Performance is based on actual speed of test. The sound ratings shown are loudness values in fan sones at 5' (1.5m) in a hemispherical free field calculated per AMCA Std. 301. Values shown are for Installation Type D: Ducted inlet, Ducted outlet. Ratings do not include the effect of duct end correction. Performance ratings include the effects of 18 feet of round inlet duct and, if needed, a rectangular to round duct transition in the airstream. Performance shown is for Installation Type D: Ducted inlet, Ducted outlet.



Soler & Palau Ventilation Group, certifies that the models shown herein are licensed to bear the AMCA Seal. The ratings shown are based on tests and procedures performed in accordance with AMCA Publication 211 (and AMCA Publication 311 if sound is also certified) and comply with the requirements of the AMCA Certified Ratings Program.

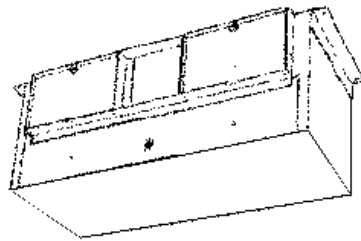




P: 800.961.7370
www.solerpalau-usa.com

SPECIFICATION SHEET

FFC2000 IN-LINE VENTILATORS



Incredibly reliable. Unbelievably quiet. Offering the CFM choices you need.

FEATURES

BLOWER:

- Low RPM for quiet operation
- Resilient anti-vibration mounts
- Dynamically-balanced, metal, centrifugal blower wheels for quiet, efficient performance
- Permanently lubricated, thermally protected motor
- Plug-in motor rated at 120 VAC
- Designed for continuous operation

HOUSING:

- Rugged galvanized steel
- May be installed in ceiling or wall (size permitting)
- Acoustic insulation inside
- 8-position mounting brackets for easy installation and greater adaptability to various mounting requirements
- Factory-shipped in horizontal discharge position - may be converted to vertical discharge

ACCESSORIES:

- For Model FFC2000:
- Model G102 Grill Kit for ceiling applications
 - Model D100 Damper Kit with twin backdraft flaps
 - Model V104 Vibration Damper Hangers - 4 per set

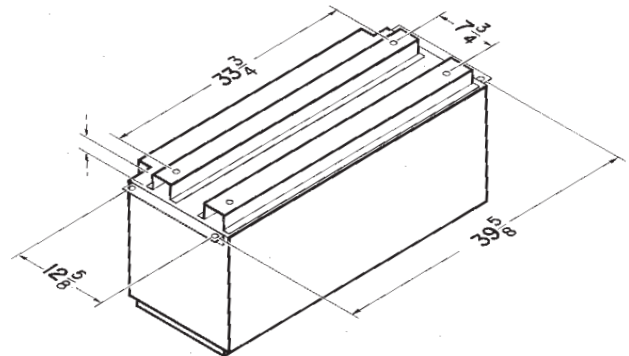
TYPICAL SPECIFICATION

Ventilator shall have galvanized steel housing lined with acoustic insulation. Housing to have adjustable mounting brackets.

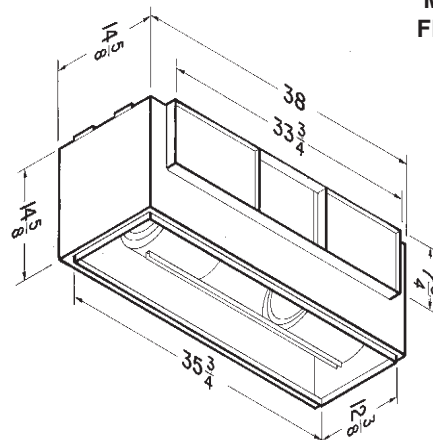
Automatic backdraft dampers to be located within duct connector. Duct connector, blower assembly and wiring plate shall be adjustable for either horizontal or vertical installation.

Blower unit shall be removable from housing and will have a metal, centrifugal-type blower wheels. Motor to be permanently lubricated and mounted with resilient anti-vibration mounts. RPM not to exceed number listed for each model.

Air delivery shall be no less and sound levels no greater than listed for each model. All air and sound ratings shall be certified by AMCA. Units to be cULus listed.



**MODEL
FFC2000**



Soler & Palau Ventilation Group, certifies that the models shown herein are licensed to bear the AMCA Seal. The ratings shown are based on tests and procedures performed in accordance with AMCA Publication 211 (and AMCA Publication 311 if sound is also certified) and comply with the requirements of the AMCA Certified Ratings Program.



WEIGHT

MODEL NO.	SHIPPING WT.
FFC2000	89.0 lbs.

PERFORMANCE RATINGS - IN-LINE VENTILATORS FFC2000

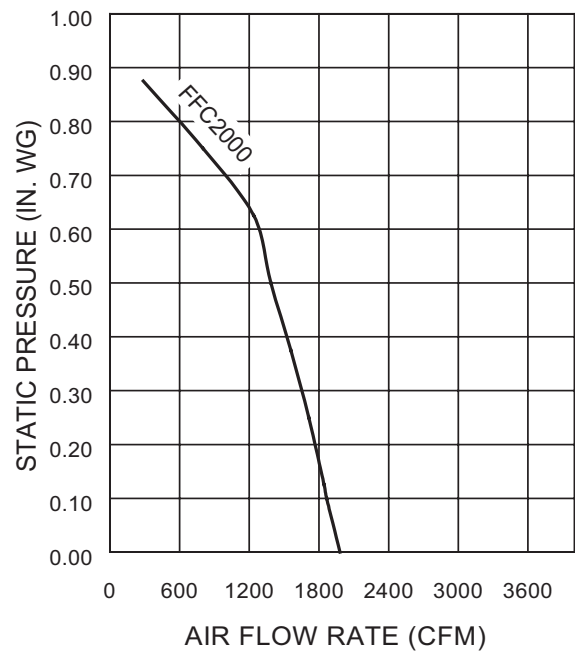
AMCA LICENSED PERFORMANCE RATINGS

MODEL NO.	NOMINAL VOLTAGE	CFM/SONES - AT STATIC PRESSURES (Ps - inches of H ₂ O)										NOMINAL RPM	AMPS @ 60 Hz	WATTS	
		0.0"	.10"	.125"	.250"	.375"	.50"	.625"	.750"	.875"	1.0"				
		Ps	Ps	Ps	Ps	Ps	Ps	Ps	Ps	Ps	Ps				
FFC2000	120 VAC	CFM St. Thr.	1891	1803	1791	1657	1508	1347	1165	808	284	-	965	5.8	590
		SONES St. Thr.	10.3	9.8	9.4	9.0	8.6	9.1	8.9	7.0	6.7	-			
		CFM Rt. Ang.	2070	1931	1898	1769	1609	1424	1314	795	288	-	1020	5.8	635
		SONES Rt. Ang.	11.1	10.3	10.1	9.7	9.4	9.2	8.5	7.0	6.7	-			

Performance ratings do not include the effects of appurtenances in the airstream. Speed (RPM) shown is nominal. Performance is based on actual speed of test. The sound ratings shown are loudness values in fan sones at 5' (1.5m) in a hemispherical free field calculated per AMCA Std. 301. Values shown are for Installation Type D: Ducted inlet, Ducted outlet. Ratings do not include the effect of duct end correction. Performance shown is for Installation Type D: Ducted inlet, Ducted outlet.



Soler & Palau Ventilation Group, certifies that the models shown herein are licensed to bear the AMCA Seal. The ratings shown are based on tests and procedures performed in accordance with AMCA Publication 211 (and AMCA Publication 311 if sound is also certified) and comply with the requirements of the AMCA Certified Ratings Program.

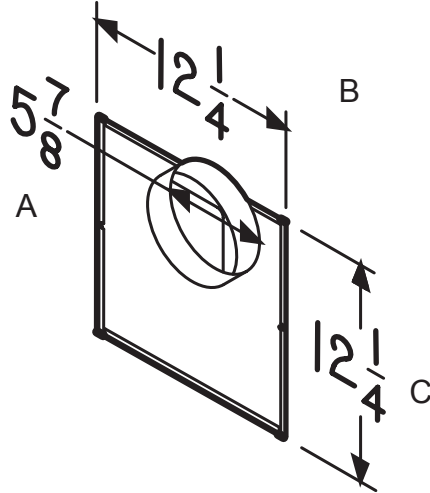




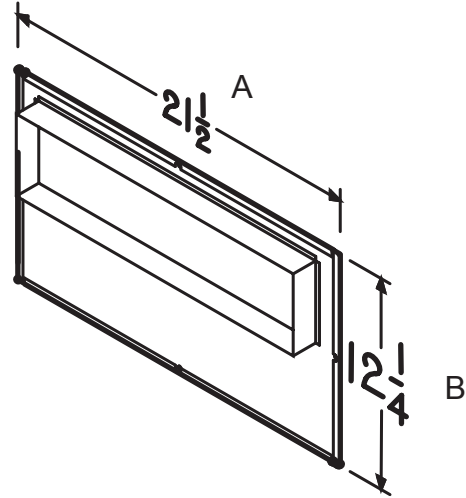
P: 800.961.7370
www.solerpalau-usa.com

CEILING VENTILATOR ACCESSORIES

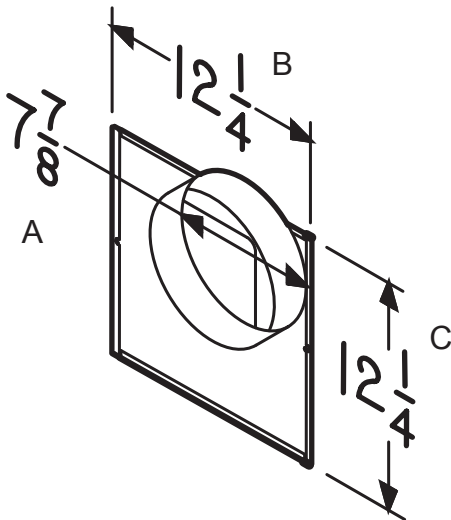
IN-LINE ADAPTOR KITS FOR FF UNITS



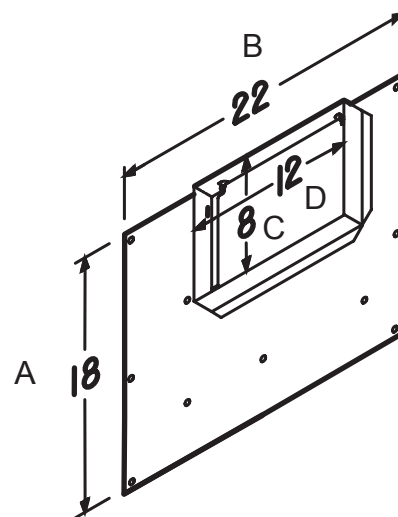
- 961L IN-LINE ADAPTOR KIT**
- Galvanized Steel
 - Fits FF100 & FF150
 - For 6" Round Duct Intake



- 982L IN-LINE ADAPTOR KIT**
- Galvanized Steel
 - Fits FF400, FF500 & FF700
 - 4 1/2" x 18 1/2" Duct Intake



- 981L IN-LINE ADAPTOR KIT**
- Galvanized Steel
 - Fits FF200, FF250 & FF300
 - For 8" Round Duct Intake



- 983L IN-LINE ADAPTOR KIT**
- Galvanized Steel
 - Fits FF900 & FF1500
 - 8" x 12" Duct Intake

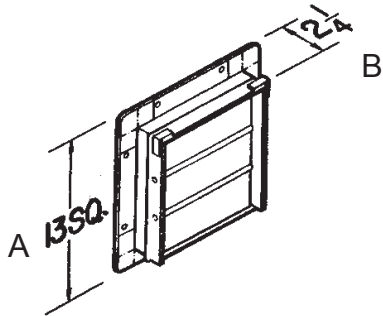
Project: _____	Submitted: _____
Customer: _____	Approved: _____
Location: _____	



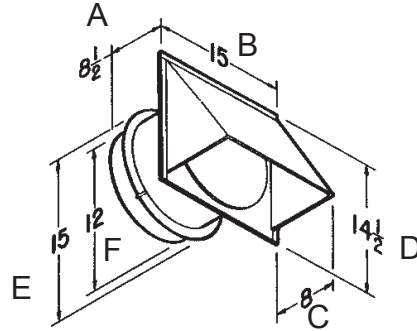


CEILING & INLINE VENTILATOR ACCESSORIES

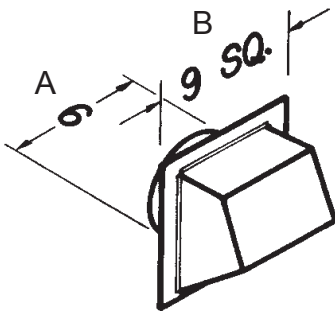
WALL CAPS FOR FF/FFC UNITS



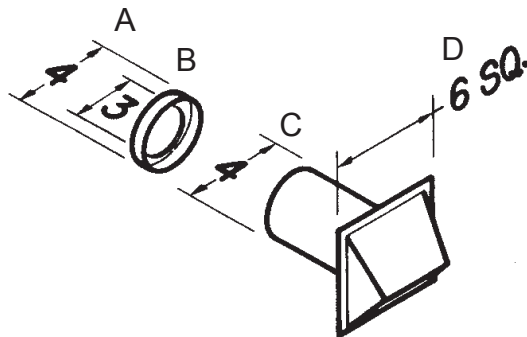
- Model 441**
- Gravity dampers
 - Collar with birdscreen for attaching 10" round duct
 - Steel construction with aluminum louvers



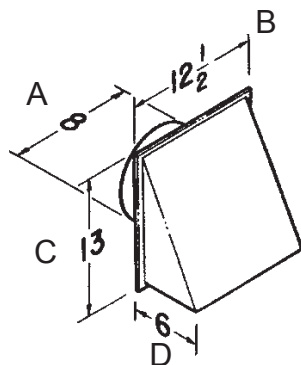
- Model 613**
- High Capacity
 - Built-in backdraft damper & birdscreen
 - Aluminum natural finish
 - For 12" round duct



- Model 641**
- Aluminum natural finish
 - Built-in backdraft damper & birdscreen
 - For 6" round duct



- Model 642**
- Aluminum natural finish
 - Built-in backdraft damper
 - For 3" or 4" round duct (4" to 3" transition included)

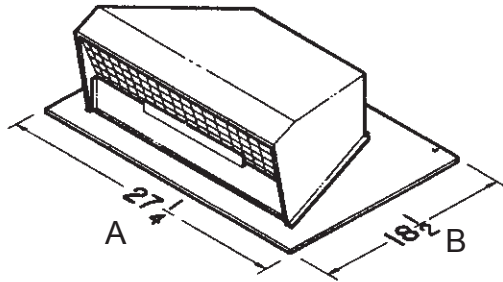


- Model 643**
- Aluminum natural finish
 - Built-in backdraft damper
 - For 8" round duct

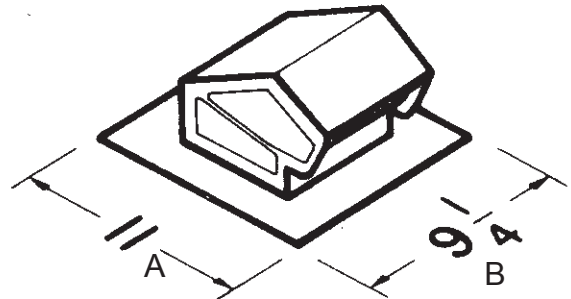


CEILING AND IN-LINE VENTILATOR ACCESSORIES

ROOF CAPS FOR FF/FFC UNITS

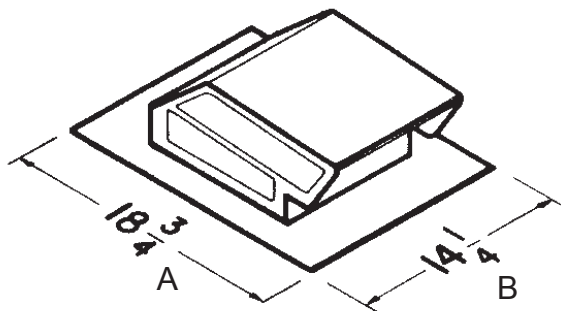


- Model 437**
- High capacity design - up to 1200 CFM
 - Built-in birdscreen
 - Steel, black electrically - bonded epoxy finish



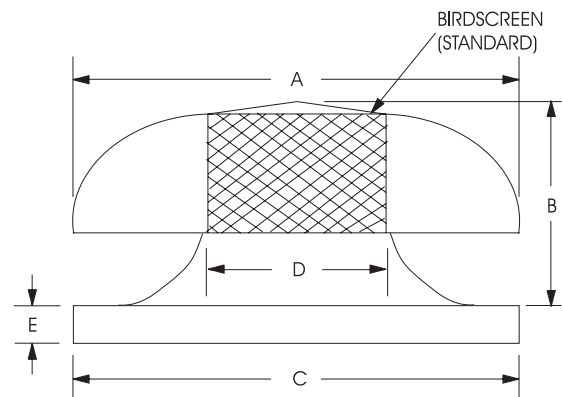
- Model 636**
- Black electrically - bonded epoxy finish
 - Built-in backdraft damper & birdscreen
 - For 3" or 4" round duct

- Model 636AL**
- Same as Model 636 - except Aluminum
 - Natural finish



- Model 634**
- Black electrically - bonded epoxy finish
 - Built-in backdraft damper & birdscreen
 - For 3 1/4" x 10" or up to 8" round duct

- Model 644**
- Same as Model 634 - except Aluminum
 - Natural finish



Model RCXII - 18" and 20" units

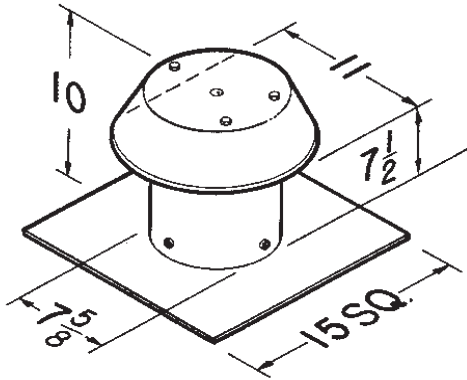
Size	A	B	C	D	E	Est. Wt.
18	32 3/4	12 1/2	29 1/2	18 5/8	2	35
20	32 3/4	12 1/2	29 1/2	20	2	35



P: 800.961.7370
www.solerpalau-usa.com

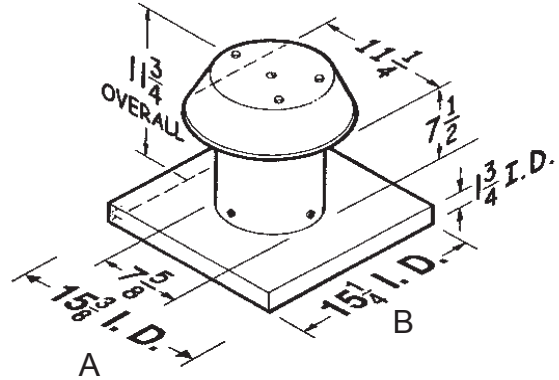
CEILING AND IN-LINE VENTILATOR ACCESSORIES

ROOF CAPS FOR FF/FFC UNITS



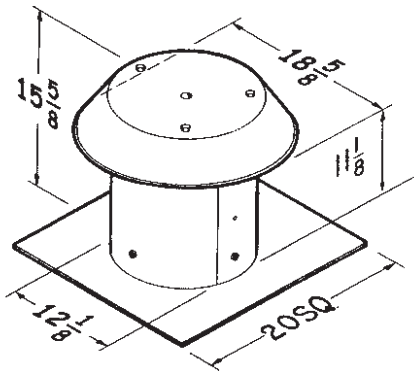
Model 611

- For flat roof installation
- Aluminum - natural finish
- Built-in birdscreen
- For up to 8" round duct



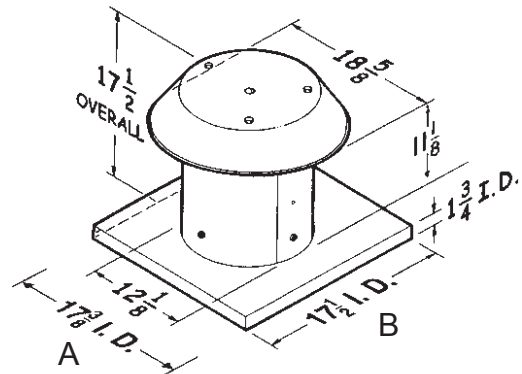
Model 611CM

- For curb mount installation
- Aluminum - natural finish
- Built-in birdscreen
- For up to 8" round duct



Model 612

- For flat roof installation
- Aluminum - natural finish
- Built-in birdscreen
- For up to 12" round duct



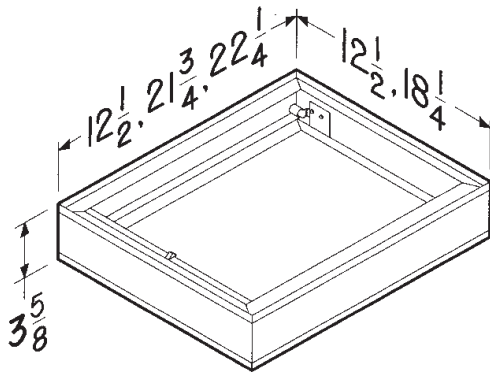
Model 612CM

- For curb mount installation
- Aluminum - natural finish
- Built-in birdscreen
- For up to 12" round duct



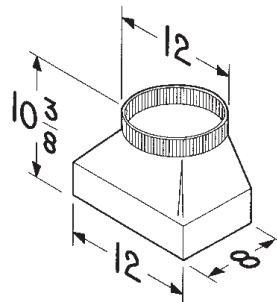
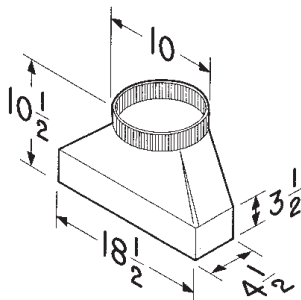
CEILING AND IN-LINE VENTILATOR ACCESSORIES

RADIATION DAMPERS, DUCT TRANSITIONS, METAL GRILLS FOR FF/FFC UNITS



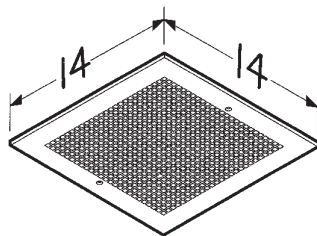
Models RD1, RD2 & RD3 Radiation Dampers

- UL rated 4-hour ceiling radiation dampers - classified for use in a 4-hour fire-rated ceiling
- Galvanized steel frame
- High temperature, non-asbestos, reinforced fiber thermal fabric
- 165°F fusible link
- Stainless steel negator-type closure spring
- RD1 (12 1/4" x 12 1/4") fits FF100 - FF300
- RD2 (21 3/4" x 18") fits FF400 - FF700
- RD3 (22" x 18") fits FF900 - FF1500



Models 423 & T81212 Duct Transitions

- Galvanized steel
- Allows for quick transition to easy-to-obtain-and-install round ducting
- 423 (4 1/2" x 18" to 10" round) for use with FF400 thru FF700
- T81212 (8" x 12" to 12" round) for use with FF900 and FF1500



Model MG 1 Metal Grill Kit

- White enamel painted steel
- Mounting screws included
- Fits FF100, FF150, FF200, FF250 & FF300