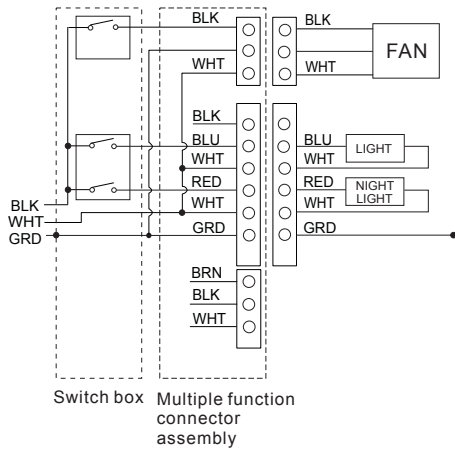


# IMPORTANT: Revised Wiring Instructions

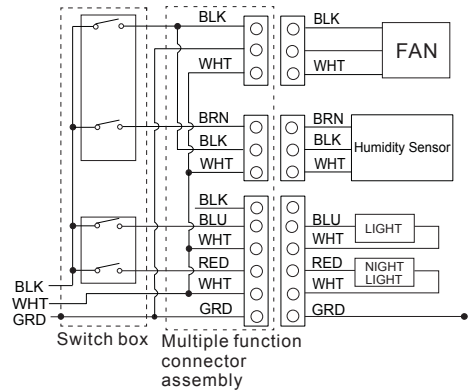
## CONNECT WIRING DIAGRAM

### Switch Box by Others

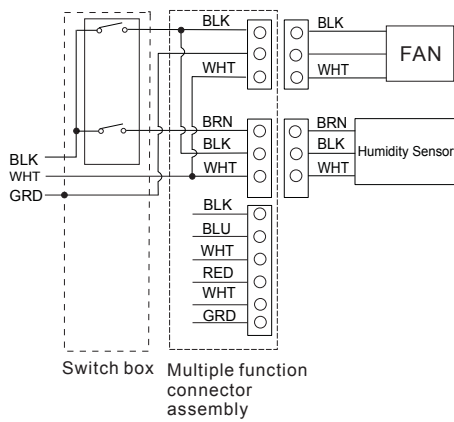
#### 1. For fan with light and night light



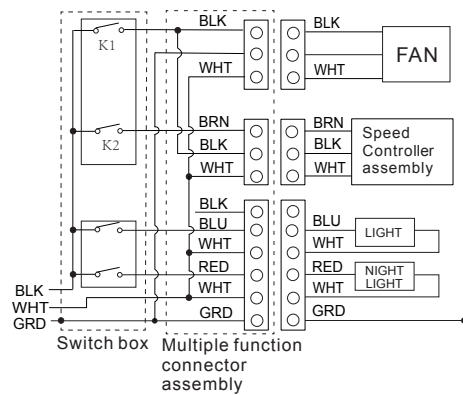
#### 5. For fan with light, night light and humidity sensor



#### 2. For fan with humidity sensor

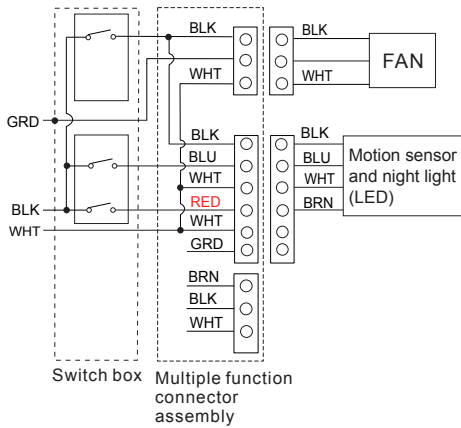


#### 6. For fan with light, night light and speed controller

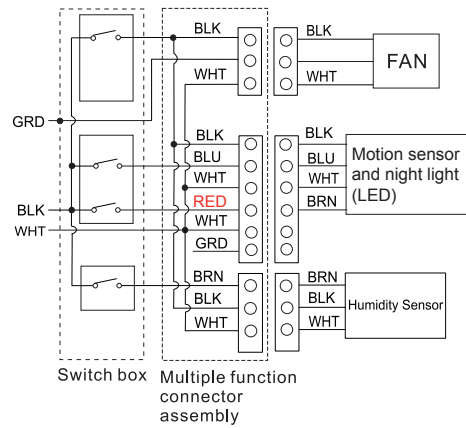


K1 off, K2 on the fan works at the speed you set. K1 and K2 on the fan works at high speed

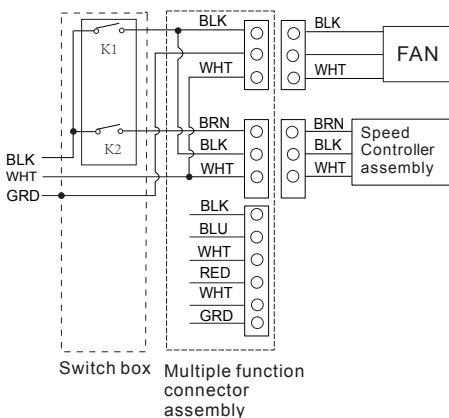
#### 3. For fan with night light (LED) and motion sensor



#### 7. For fan with humidity sensor and motion sensor



#### 4. For fan with speed controller



K1 off, K2 on the fan works at the speed you set. K1 and K2 on the fan works at high speed

#### 8. For fan with speed controller and motion sensor

